




USER GUIDE



- ⇒ Lay on flat surface
- ⇒ Guide prongs into corrugated channels

Turn up-side down on flat surface
Push in the rest of the way until barbs are in all the way



Slip sign face into frame as shown



Guide sign face behind lower angle side tabs



For easier ground penetration, rock side to side slightly while pushing down with foot.